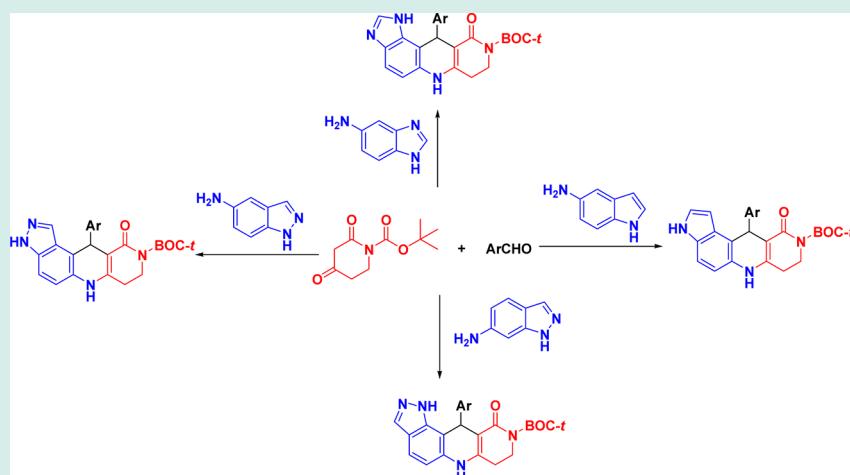


# Combinatorial Synthesis of Fused Tetracyclic Heterocycles Containing [1,6]Naphthyridine Derivatives under Catalyst Free Conditions

Chao Li, Xing-Ye Mu, Yu-Ling Li, Yun Liu, and Xiang-Shan Wang\*

School of Chemistry and Chemical Engineering, Jiangsu Key Laboratory of Green Synthetic Chemistry for Functional Materials, Jiangsu Normal University, Xuzhou Jiangsu 221116, P. R. China

## Supporting Information



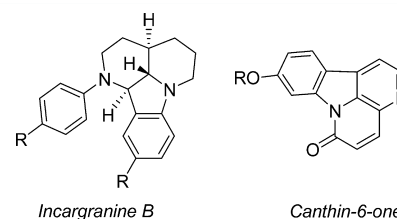
**ABSTRACT:** A three-component reaction between an aromatic aldehyde, an amine, and *tert*-butyl 2,4-dioxopiperidine-1-carboxylate in EtOH at refluxing temperature gave fused tetracyclic heterocycles in high yields. The amines include 1*H*-indazol-5-amine, 1*H*-indazol-6-amine, 1*H*-indol-5-amine, and 1*H*-benzo[*d*]imidazol-5-amine, giving 11-aryl-3*H*-indazolo[5,4-*b*][1,6]naphthyridine, 11-aryl-1*H*-indazolo[6,7-*b*][1,6]naphthyridine, 11-aryl-3*H*-indolo[5,4-*b*][1,6]naphthyridine, and 11-aryl-3*H*-imidazo[4,5':3,4]benzo[1,2-*b*][1,6]naphthyridine derivatives, respectively.

**KEYWORDS:** [1,6]naphthyridine, 1*H*-indazol-5-amine, 1*H*-indazol-6-amine, 1*H*-indol-5-amine, 1*H*-benzo[*d*]imidazol-5-amine, *tert*-butyl 2,4-dioxopiperidine-1-carboxylate

## INTRODUCTION

Naphthyridines are an important class of heterocycles found in a variety of biologically active molecules. It is reported that they are used for the prevention and treatment of angiogenic disorders and cancers.<sup>1</sup> They are also used as various kinds of inhibitors, such as the first clinical stage inhibitor of protein kinase CK2 for the treatment of cancer,<sup>2</sup> novel DNA ligase inhibitors with antistaphylococcal activity,<sup>3</sup> novel selective inhibitors of p38 mitogen activated protein kinase,<sup>4</sup> and the potent inhibitors of the protein kinase C isozymes.<sup>5</sup> In addition, there are many other remarkable applications reported in the literature.<sup>6</sup> Therefore, much attention has been devoted to the synthesis of these bioactive compounds.<sup>7</sup>

Indolonaphthyridine, indazolnaphthyridine and imidazonaphthyridine, which contain both indole (indazole, imidazole) and naphthyridine rings, are fused tetracyclic heterocycles. These heterocyclic motifs are found in numerous alkaloid natural products, such as indolo[1,7]naphthyridine,<sup>8</sup> which is also named *Incargranine B* (Figure 1, left). It was



**Figure 1.** Interesting structures of natural products containing indolonaphthyridine.

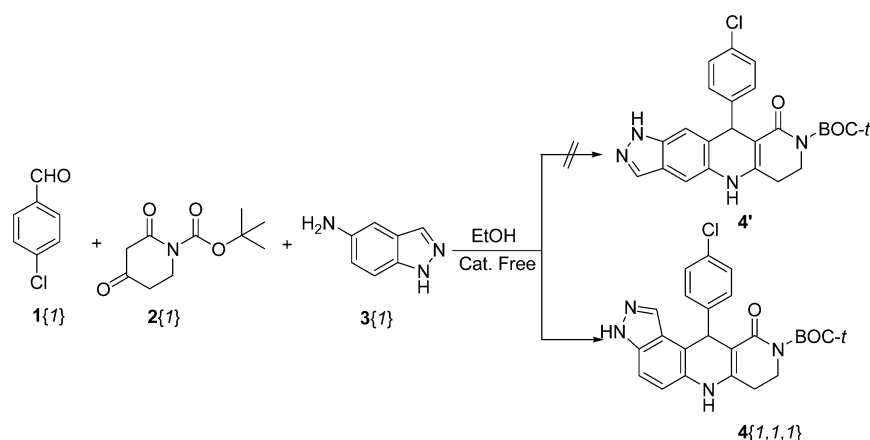
isolated from the whole plant of *Incarvillea mairei* var. *grandiflora*. Another alkaloid of *Canthin-6-one* (Figure 1, right)<sup>9</sup> containing indolonaphthyridine nucleus was obtained and identified from the branches of *Picrolemma granatensis*.

**Received:** February 15, 2013

**Revised:** April 8, 2013

**Published:** April 12, 2013

## Scheme 1. Optimization for the Synthesis of 4{1,1,1}



Some of them have been used as a selective 5-HT<sub>2C</sub>/2B receptor antagonist,<sup>10</sup> a 5-HT<sub>2C</sub>/2B receptor antagonist with low 5-HT<sub>2A</sub> receptor affinity,<sup>11</sup> and the cardiovascular agents.<sup>12</sup> They have also been used as an inhibitor of brain ischemia in rats for treating the brain disorder.<sup>13</sup>

To the best of our knowledge, only a few references exist concerning their synthesis.<sup>14</sup> Although these reported reactions have developed some useful synthetic procedures, still several limitations remained. For example, most of the procedures involve several steps, or low yields, or metal catalysts, or organic solvents. Thus, a simple, efficient, and green method to synthesize these fused tetracyclic heterocycles would be attractive.

Distinguished from classical sequential two-component synthetic procedures, multicomponent reactions (MCRs) use three or more chemical starting materials for product formation. They have attracted considerable attention in organic synthesis and medicinal chemistry because of their convergence and productivity.<sup>15</sup> As a continuation of our research devoted to the preparation of heterocycles by three-component reactions,<sup>16</sup> herein, we would like to report a convenient and efficient three-component synthesis of fused tetracyclic heterocycles. They include 3*H*-indazolo[5,4-*b*][1,6]-naphthyridine, 1*H*-indazolo[6,7-*b*][1,6]naphthyridine, 3*H*-indolo[5,4-*b*][1,6]naphthyridine, and 3*H*-imidazo[4',5':3,4]-benzo[1,2-*b*][1,6]naphthyridine derivatives, respectively.

## RESULTS AND DISCUSSIONS

Treatment of 4-chlorobenzaldehyde 1{1}, *tert*-butyl 2,4-dioxopiperidine-1-carboxylate 2{1},<sup>17</sup> and 1*H*-indazol-5-amine 3{1} in refluxing EtOH under catalyst free conditions, gave *tert*-butyl 7,8-dihydro-10-oxo-11-aryl-3*H*-indazolo[5,4-*b*][1,6]naphthyridine-9(6*H*,10*H*,11*H*)-carboxylate 4{1,1,1} in high yield and regioselectivity, rather than *tert*-butyl 6,7-dihydro-9-oxo-10-aryl-1*H*-indazolo[5,6-*b*][1,6]naphthyridine-8-(5*H*,9*H*,10*H*)-carboxylate 4' (Scheme 1).

Subsequently, the reaction of 4-chlorobenzaldehyde 1{1}, 2{1}, and 3{1} was used as a representative to optimize the experimental conditions. The reaction was first carried out in EtOH at room temperature for 10 h and only trace amount of product 4{1,1,1} was observed by TLC (Table 1, entry 1). The reaction temperature is key to product yields. At reflux, EtOH gives the best results. Furthermore, it should be noted that the products dissolved completely in refluxing EtOH, and crystallized in cold EtOH, therefore, the products of 4{1,1,1} were

**Table 1. Synthetic Results of 4{1,1,1} under Different Reaction Conditions<sup>a</sup>**

entry	temperature (°C)	time (h)	solvent	yields (%) <sup>b</sup>
1	r.t.	10	EtOH	Trace
2	50	16	EtOH	68
3	reflux	10	EtOH	93
4	80	8	toluene	87
5	reflux	14	CH <sub>3</sub> CN	82
6	reflux	16	benzene	89
7	80	10	DMF	78
8	reflux	14	THF	85

<sup>a</sup>Reagents and conditions: 4-chlorobenzaldehyde 1{1} (0.140 g, 1.0 mmol), 2{1} (0.213 g, 1.0 mmol), 3{1} (0.133 g, 1.0 mmol), and solvent (10 mL). <sup>b</sup>Isolated yields.

obtained directly by filtration without further purification. In addition, the effects of different solvents, such as CH<sub>3</sub>CN, benzene, DMF, and THF (Table 1, entries 5–8) were also compared, and EtOH gave the highest yield.

On the basis of the optimized reaction conditions, we next explored variations in the aldehyde 1 (Scheme 1), the diversity of aldehyde 1{1–20} was shown in Figure 2. Table 2 demonstrates that the reaction also tolerates significant functionalization of the aromatic aldehydes; both electron-donating (such as alkoxy group) and electron-withdrawing (such as halide) groups can be accommodated, and substituents ortho, meta, or para to the aromatic group can all be generated. All aldehydes reacted well to provide a library of naphthyridine derivatives 4 (Table 2). Subsequently, we investigated the applicability of amines, and found that 1*H*-indazol-5-amine 3{1}, 1*H*-indazol-6-amine 3{2}, 1*H*-indol-5-amine 3{3}, and 1*H*-benzo[*d*]imidazol-5-amine 3{4} (Figure 3) all gave satisfactory results (Table 2). It should be noted that 4{10,1,4} was *tert*-butyl 11-aryl-10-oxo-7,8,10,11-tetrahydro-1*H*-imidazo[4',5':3,4]benzo[1,2-*b*][1,6]naphthyridine-9(6*H*)-carboxylate rather than 3*H*-imidazo[4',5':3,4]benzo[1,2-*b*][1,6]naphthyridine (Scheme 3), when 1*H*-benzo[*d*]imidazol-5-amine 3{4} was used as a reactant. The crystal structure of 4{10,1,4} is shown in Figure 4. In order to prove this was not a special example; another single crystal of 4{12,1,4} was grown and determined. It gave the same result as shown in Figure 5. All the products of 4 were characterized by <sup>1</sup>H NMR, IR and HRMS, and the data were in good agreement with the preconceived structures.

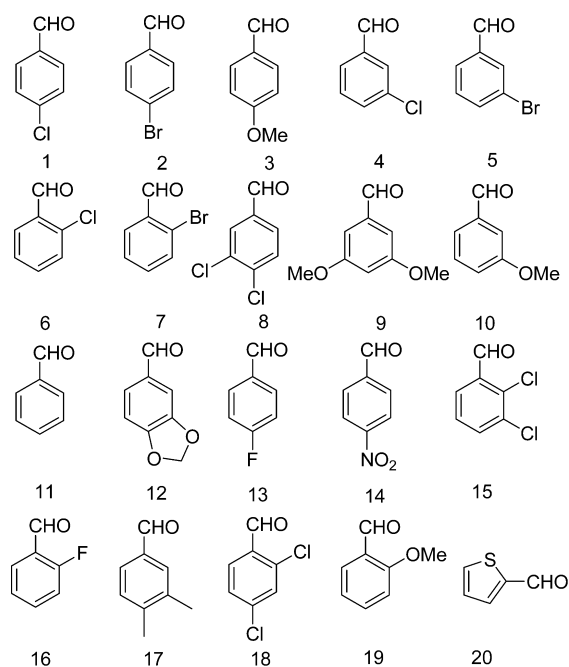


Figure 2. Diversity of aldehydes 1{1–20}.

X-ray diffraction analysis indicates that the 1,4-dihydropyridine rings in 4{10,1,4} and 4{12,1,4} are adopt a half-chair conformation. The atoms C1, C7, C9, C13, and N4 are coplanar, with C8 deviating from the defined planes by 0.297 (3) for 4{10,1,4} and 0.285 (4) Å for 4{12,1,4}, respectively. In 4{10,1,4}, the adjacent pyridine ring also adopts a half-chair conformation, the atom C11 deviates from the defined plane by 0.657 (3) Å. However, it adopts a skew boat conformation in 4{12,1,4}, with C11 and N3 deviating from the defined plane by 0.749 (6) and 0.197 (5) Å, respectively. The center 1,4-dihydropyridine ring is nearly parallel to the benzimidazole and pyridine rings, forming the dihedral angles of 6.2(1)° and 13.8(2)° (9.4(1)° and 9.0(1)° for 4{10,1,4}), respectively. Meanwhile, it is nearly perpendicular to the benzene ring, forming a dihedral angle of 88.3(1)° (87.5(1)° for 4{10,1,4}).

According to the structures of 4 and ref 18, we think the subsequent Knoevenagel condensation, Michael addition, intramolecular nucleophilic addition, and dehydration may take place in the formation of the observed products. The key step with high regioselectivity is the Michael addition reaction between 1*H*-indazol-6-amine and  $\alpha,\beta$ -unsaturated ketone. The activity of the 7-position is higher than that of the 5-position in 1*H*-indazol-6-amine, because it is both the  $\alpha$ -site of an amino group and the benzyl position of a pyrazole ring at the same time. The possible mechanism is outlined in Scheme 4 (using 1*H*-indazol-6-amine as an example).

## CONCLUSION

In conclusion, we found a mild, efficient and highly regioselective method for the synthesis of fused tetracyclic heterocycles containing [1,6]naphthyridine derivatives via a three component reaction of an aromatic aldehyde, amine and *tert*-butyl 2,4-dioxopiperidine-1-carboxylate under catalyst free conditions. The procedure affords high regioselectivity while featuring mild reaction conditions, high yields and operational simplicity without catalysts.

Table 2. Reaction Time and Yields of the Products 4<sup>a</sup>

entry	Ar	product 4	time (h)	yields (%) <sup>b</sup>
1	4-ClC <sub>6</sub> H <sub>4</sub>	4{1,1,1}	10	93
2	4-BrC <sub>6</sub> H <sub>4</sub>	4{2,1,1}	14	90
3	4-MeOC <sub>6</sub> H <sub>4</sub>	4{3,1,1}	14	96
4	3-ClC <sub>6</sub> H <sub>4</sub>	4{4,1,1}	13	92
5	3-BrC <sub>6</sub> H <sub>4</sub>	4{5,1,1}	10	87
6	2-ClC <sub>6</sub> H <sub>4</sub>	4{6,1,1}	10	92
7	2-BrC <sub>6</sub> H <sub>4</sub>	4{7,1,1}	12	90
8	3,4-Cl <sub>2</sub> C <sub>6</sub> H <sub>3</sub>	4{8,1,1}	8	90
9	3,5-(MeO) <sub>2</sub> C <sub>6</sub> H <sub>3</sub>	4{9,1,1}	8	87
10	3-MeOC <sub>6</sub> H <sub>4</sub>	4{10,1,1}	10	95
11	C <sub>6</sub> H <sub>5</sub>	4{11,1,1}	12	90
12	piperonyl	4{12,1,1}	10	95
13	4-ClC <sub>6</sub> H <sub>4</sub>	4{1,1,2}	12	90
14	4-BrC <sub>6</sub> H <sub>4</sub>	4{2,1,2}	12	90
15	3-ClC <sub>6</sub> H <sub>4</sub>	4{4,1,2}	15	82
16	3-BrC <sub>6</sub> H <sub>4</sub>	4{5,1,2}	16	86
17	2-ClC <sub>6</sub> H <sub>4</sub>	4{6,1,2}	10	92
18	2-BrC <sub>6</sub> H <sub>4</sub>	4{7,1,2}	12	90
19	3,4-Cl <sub>2</sub> C <sub>6</sub> H <sub>3</sub>	4{8,1,2}	14	93
20	piperonyl	4{12,1,2}	16	89
21	4-FC <sub>6</sub> H <sub>4</sub>	4{3,1,2}	12	85
22	4-NO <sub>2</sub> C <sub>6</sub> H <sub>4</sub>	4{14,1,2}	10	86
23	2,3-Cl <sub>2</sub> C <sub>6</sub> H <sub>3</sub>	4{15,1,2}	10	92
24	2-thienyl	4{20,1,2}	10	90
25	4-ClC <sub>6</sub> H <sub>4</sub>	4{1,1,3}	9	89
26	4-BrC <sub>6</sub> H <sub>4</sub>	4{2,1,3}	12	89
27	4-CH <sub>3</sub> OC <sub>6</sub> H <sub>4</sub>	4{3,1,3}	10	90
28	3-ClC <sub>6</sub> H <sub>4</sub>	4{4,1,3}	10	85
29	3,4-Cl <sub>2</sub> C <sub>6</sub> H <sub>3</sub>	4{8,1,3}	10	90
30	3,5-(MeO) <sub>2</sub> C <sub>6</sub> H <sub>3</sub>	4{9,1,3}	12	87
31	3-CH <sub>3</sub> OC <sub>6</sub> H <sub>4</sub>	4{10,1,3}	12	86
32	4-FC <sub>6</sub> H <sub>4</sub>	4{13,1,3}	10	90
33	2-FC <sub>6</sub> H <sub>4</sub>	4{16,1,3}	6	86
34	3,4-Me <sub>2</sub> C <sub>6</sub> H <sub>3</sub>	4{17,1,3}	12	84
35	2,4-Cl <sub>2</sub> C <sub>6</sub> H <sub>3</sub>	4{18,1,3}	8	92
36	2-thienyl	4{20,1,3}	9	85
37	4-ClC <sub>6</sub> H <sub>4</sub>	4{1,1,4}	12	86
38	4-BrC <sub>6</sub> H <sub>4</sub>	4{2,1,4}	10	79
39	4-CH <sub>3</sub> OC <sub>6</sub> H <sub>4</sub>	4{3,1,4}	13	79
40	3-ClC <sub>6</sub> H <sub>4</sub>	4{4,1,4}	13	85
41	2-ClC <sub>6</sub> H <sub>4</sub>	4{6,1,4}	9	89
42	3,4-Cl <sub>2</sub> C <sub>6</sub> H <sub>3</sub>	4{8,1,4}	10	86
43	3,5-(MeO) <sub>2</sub> C <sub>6</sub> H <sub>3</sub>	4{9,1,4}	14	90
44	3-CH <sub>3</sub> OC <sub>6</sub> H <sub>4</sub>	4{10,1,4}	12	90
45	piperonyl	4{12,1,4}	15	86
46	2,4-Cl <sub>2</sub> C <sub>6</sub> H <sub>3</sub>	4{18,1,4}	9	83
47	2-CH <sub>3</sub> OC <sub>6</sub> H <sub>4</sub>	4{19,1,4}	12	82

<sup>a</sup>Reaction condition: 1 (1.0 mmol), 2 (0.213 g, 1.0 mmol), 3 (1.0 mmol), EtOH (10.0 mL), 80 °C. <sup>b</sup>Isolated yields.

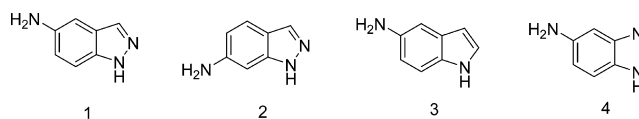
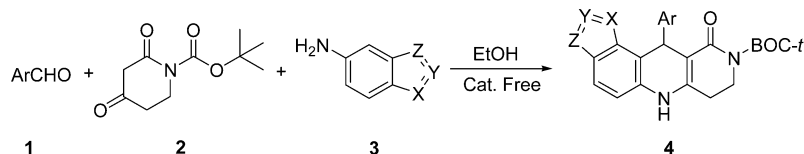


Figure 3. Diversity of amines 3{1–4}.

## EXPERIMENTAL PROCEDURES

Melting points were determined in open capillaries and are uncorrected. IR spectra were recorded on a Tensor 27

## Scheme 2. Regioselective Synthesis of Naphthyridines 4



## Scheme 3. Regioselective Synthesis of Product 4{10,1,4}

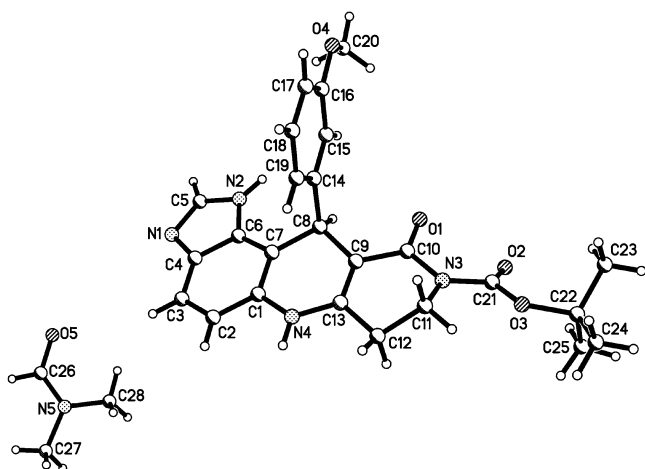
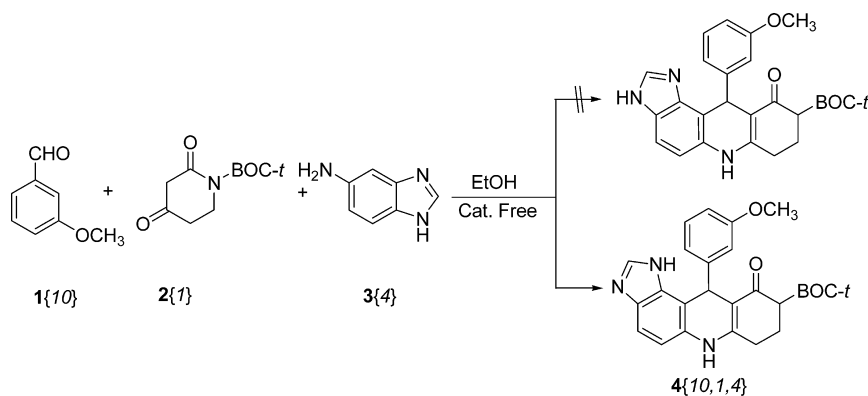


Figure 4. Crystal structure of 4{10,1,4} with DMF solvate.

spectrometer in KBr pellet.  $^1\text{H}$  NMR spectra was obtained from a solution in  $\text{DMSO}-d_6$  with  $\text{Me}_4\text{Si}$  as internal standard using a Bruker-400 spectrometer. HRMS analyses were carried out using a Bruker-micro-TOF-Q-MS analyzer.

**General Procedure for the Synthesis of 4.** A dry 25 mL flask was charged with aromatic aldehyde 1 (1.0 mmol), amine (1.0 mmol), *tert*-butyl 2,4-dioxopiperidine-1-carboxylate (0.213 g, 1.0 mmol), and EtOH (10.0 mL). The reaction mixture was stirred at refluxing temperature for 8–16 h until all the reactant amine was consumed (monitored by TLC). The products were obtained by filtration without further purification, after the reaction mixture was cooled to room temperature.

*tert*-Butyl 11-(4-chlorophenyl)-10-oxo-7,8,10,11-tetrahydro-3H-indazolo[5,4-*b*][1,6] naphthyridine-9(6H)-carboxylate 4{1,1,1}: mp 221–223 °C;  $^1\text{H}$  NMR ( $\text{DMSO}-d_6$ , 400 MHz)  $\delta_{\text{H}}$  1.41 (s, 9H, 3CH<sub>3</sub>), 2.59–2.64 (m, 1H, CH), 2.75–2.82 (m, 1H, CH), 3.50–3.60 (m, 1H, CH), 3.96–4.02 (m, 1H, CH), 5.52 (s, 1H, CH), 7.07 (d,  $J = 8.4$  Hz, 1H, ArH), 7.23 (d,  $J = 8.4$  Hz, 2H, ArH), 7.34–7.37 (m, 3H, ArH), 8.01 (s, 1H, ArH), 9.67 (s, 1H, NH), 13.01 (s, 1H, NH);  $^{13}\text{C}$  NMR

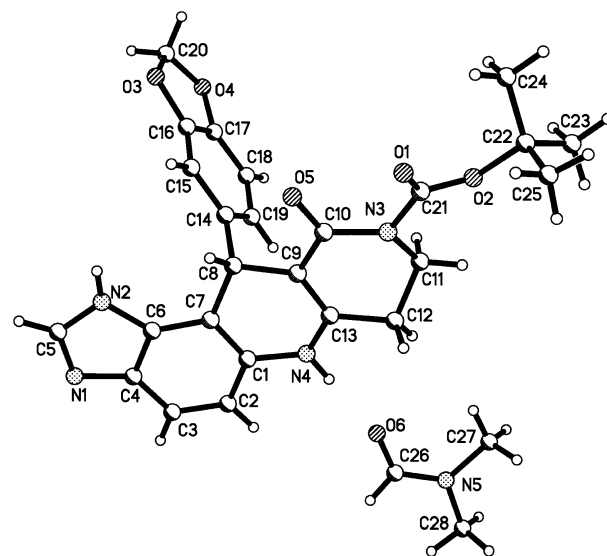
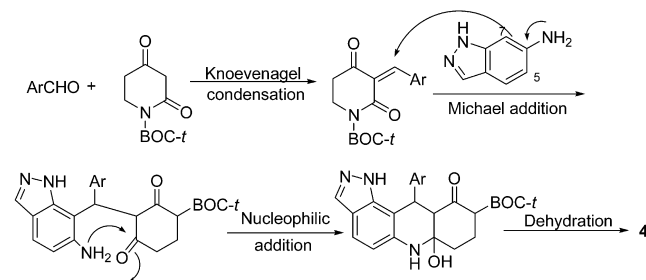


Figure 5. Crystal structure of 4{12,1,4} with DMF solvate.

## Scheme 4. Possible Mechanism for the Formation of 4



( $\text{DMSO}-d_6$ , 100 MHz)  $\delta_{\text{C}}$  27.8, 30.7, 35.7, 38.5, 80.8, 98.6, 109.5, 113.7, 116.7, 121.5, 127.9, 128.7, 129.5, 130.3, 146.7, 148.3, 148.4, 152.6, 162.3, 164.2; IR (KBr)  $\nu$  3297, 3079, 2977, 2933, 2885, 1719, 1681, 1605, 1543, 1492, 1401, 1369, 1331,



1253, 1213, 1142, 1092, 1049, 949, 846, 805, 775, 738, 703  $\text{cm}^{-1}$ ; HRMS (ESI,  $m/z$ ) calcd for  $\text{C}_{24}\text{H}_{22}\text{N}_4\text{O}_3\text{Cl}$  [ $\text{M} - \text{H}$ ] $^-$  449.1380, found 449.1384.

## ■ ASSOCIATED CONTENT

### ■ Supporting Information

Characterized data including NMR, IR, and HRMS of **4** and copies of CIFs for **4**{10,1,4} and **4**{12,1,4}. This material is available free of charge via the Internet at <http://pubs.acs.org>.

## ■ AUTHOR INFORMATION

### Corresponding Author

\*E-mail: [xswang1974@yahoo.com](mailto:xswang1974@yahoo.com).

### Funding

We are grateful to the National Natural Science foundation of China (20802061, 21104064), a project funded by the Priority Academic Program Development of Jiangsu Higher Education Institutions, Qing Lan Project (10QLD008, GSFM2011003) and College Industrialization Project (JHB2012-31) of Jiangsu Province for financial support.

### Notes

The authors declare no competing financial interest.

## ■ REFERENCES

- (1) Hadj-Slimane, R.; Garbay, C. Pharmaceutical compositions comprising neuropilin inhibitors, and their use for the prevention and/or treatment of angiogenic disorders and cancers, Eur. Pat. Appl. EP 2522341 A1 2012.
- (2) (a) Pierre, F.; Chua, P. C.; O'Brien, S. E.; Siddiqui-Jain, A.; Bourbon, P.; Haddach, M.; Michaux, J.; Nagasawa, J.; Schwaebe, M. K.; Stefan, E. Discovery and SAR of 5-(3-chlorophenylamino)benzo-[c][2,6]naphthyridine-8-carboxylic acid (CX-4945), the first clinical stage inhibitor of protein kinase CK2 for the treatment of cancer. *J. Med. Chem.* **2011**, *54*, 635–654. (b) Battistutta, R.; Cozza, G.; Pierre, F.; Papinutto, E.; Lolli, G.; Sarno, S.; O'Brien, S. E.; Siddiqui-Jain, A.; Haddach, M.; Anderes, K. Unprecedented selectivity and structural determinants of a new class of protein kinase CK2 inhibitors in clinical trials for the treatment of cancer. *Biochemistry* **2011**, *50*, 8478–8488.
- (3) Surivet, J.-P.; Lange, R.; Hubschwerlen, C.; Keck, W.; Specklin, J.-L.; Ritz, D.; Bur, D.; Locher, H.; Seiler, P.; Strasser, D. S. Structure-guided design, synthesis and biological evaluation of novel DNA ligase inhibitors with in vitro and in vivo anti-staphylococcal activity. *Bioorg. Med. Chem. Lett.* **2012**, *22*, 6705–6711.
- (4) Lumeras, W.; Vidal, L.; Vidal, B.; Balague, C.; Orellana, A.; Maldonado, M.; Dominguez, M.; Segarra, V.; Caturla, F. 1,7-Naphthyridine 1-oxides as novel potent and selective inhibitors of p38 mitogen activated protein kinase. *J. Med. Chem.* **2011**, *54*, 7899–7910.
- (5) van Eis, M. J.; Evenou, J.-P.; Floersheim, P.; Gaul, C.; Cowan-Jacob, S. W.; Monovich, L.; Rummel, G.; Schuler, W.; Stark, W.; Strauss, A. 2,6-Naphthyridines as potent and selective inhibitors of the novel protein kinase C isozymes. *Bioorg. Med. Chem. Lett.* **2011**, *21*, 7367–7372.
- (6) (a) Press, N. J.; Taylor, R. J.; Fullerton, J. D.; Tranter, P.; McCarthy, C.; Keller, T. H.; Arnold, N.; Beer, D.; Brown, L.; Cheung, R. Solubility-driven optimization of phosphodiesterase-4 inhibitors leading to a clinical candidate. *J. Med. Chem.* **2012**, *55*, 7472–7479. (b) Haynes, N.-E.; Scott, N. R.; Chen, L. C.; Janson, C. A.; Li, Jia, K.; Lukacs, C. M.; Railkar, A.; Tozzo, E.; Whittard, T.; Brown, N. F. Identification of an adamantyl azaquinolone JNK selective inhibitor. *ACS Med. Chem. Lett.* **2012**, *3*, 764–768. (c) Bauer, U.; Giordanetto, F.; Bauer, M.; O'Mahony, G.; Johansson, K. E.; Knecht, W.; Hartleib-Geschwindner, J.; Carlsson, E. T.; Enroth, C. Discovery of 4-hydroxy-1,6-naphthyridine-3-carbonitrile derivatives as novel PDE10A inhibitors. *Bioorg. Med. Chem. Lett.* **2012**, *22*, 1944–1948. (d) Sato, Yusuke; Zhang, Y.; Seino, T.; Sugimoto, T.; Nishizawa, S.; Teramae, N. Highly

selective binding of naphthyridine with a trifluoromethyl group to cytosine opposite an abasic site in DNA duplex. *Org. Biomol. Chem.* **2012**, *10*, 4003–4006. (e) Zhang, Y.; Quock, L. P.; Chung, E.; Ohgami, Y.; Quock, R. M. Involvement of a NO-cyclic GMP-PKG signaling pathway in nitrous oxide-induced antinociception in mice. *Eur. J. Pharmacol.* **2011**, *654*, 249–253. (f) Varadi, L.; Gray, M.; Groundwater, P. W.; Hall, A. J.; James, A. L.; Orenge, S.; Perry, J. D.; Anderson, R. J. Synthesis and evaluation of fluorogenic 2-amino-1,8-naphthyridine derivatives for the detection of bacteria. *Org. Biomol. Chem.* **2012**, *10*, 2578–2589.

(7) (a) Ioannidou, H. A.; Martin, A.; Gollner, A.; Koutentis, P. A. Three-step synthesis of ethyl canthinone-3-carboxylates from ethyl 4-bromo-6-methoxy-1,5-naphthyridine-3-carboxylate via a Pd-catalyzed Suzuki-Miyaura coupling and a Cu-catalyzed amidation reaction. *J. Org. Chem.* **2011**, *76*, 5113–5122. (b) Li, M.; Shao, P.; Wang, S.-W.; Kong, W.; Wen, L.-R. Four-component cascade heteroannulation of heterocyclic ketene amins: Synthesis of functionalized tetrahydroimidazo[1,2-*a*]pyridine derivatives. *J. Org. Chem.* **2012**, *77*, 8956–8967. (c) Takahashi, Y.; Kubota, T.; Shibasaki, A.; Gono, T.; Fromont, J.; Kobayashi, J. Nakijinamines C-E new heteroaromatic alkaloids from the sponge *Suberites* species. *Org. Lett.* **2011**, *13*, 3016–3018. (d) Mailyan, A. K.; Peregudov, A. S.; Dixneuf, P. H.; Bruneau, C.; Osipov, S. N. Cyclobutene ring-opening of bicyclo[4.2.0]octa-1,6-dienes: Access to  $\text{CF}_3$ -substituted 5,6,7,8-tetrahydro-1,7-naphthyridines. *J. Org. Chem.* **2012**, *77*, 8518–8526. (e) Silva, D.; Chioua, M.; Samadi, A.; Carmo, C. M.; Jimeno, M.-L.; Mendes, E.; Rios, C. L.; Romero, A.; Villarroya, M.; Lopez, M. G. Synthesis and pharmacological assessment of diversely substituted pyrazolo[3,4-*b*]quinoline, and benzo[*b*]pyrazolo[4,3-*g*][1,8]naphthyridine derivatives. *Eur. J. Med. Chem.* **2011**, *46*, 4676–4681. (f) Wang, K.-Y.; Chen, C.; Liu, J.-F.; Wang, Q.; Chang, J.; Zhu, H.-J.; Li, C. Novel multifunctional organic semiconductor materials based on 4,8-substituted 1,5-naphthyridine: synthesis, single crystal structures, opto-electrical properties and quantum chemistry calculation. *Org. Biomol. Chem.* **2012**, *10*, 6693–6704. (g) Tian, C.; Jiao, X.; Liu, X.; Li, R.; Dong, L.; Liu, X.; Zhang, Z.; Xu, J.; Xu, M.; Xie, P. First total synthesis and determination of the absolute configuration of 1-*N*-methyl-3-methylamino-*N*-butanoic acid-3-(9-methyl-8-propen-7-one)-amide]-benzo[*f*][1,7]naphthyridine-2-one, a novel benzophenanthridine alkaloid. *Tetrahedron Lett.* **2012**, *53*, 4892–4895. (h) Rustagi, V.; Tiwari, R.; Verma, A. K. AgI-catalyzed cascade strategy: Regioselective access to diversely substituted fused benzimidazo[2,1-*a*]isoquinolines, naphthyridines, thienopyridines, and quinoxalines in water. *Eur. J. Org. Chem.* **2012**, 4590–4602.

(8) Shen, Y.-H.; Su, Y.-Q.; Tian, J.-M.; Lin, S.; Li, H.-L.; Tang, J.; Zhang, W.-D. A unique indolo-[1,7]naphthyridine alkaloid from *Incarvillea mairei* var. *grandiflora* (Wehrh.) grierson. *Helv. Chim. Acta* **2010**, *93*, 2393–2396.

(9) Rodrigues, Fo., E.; Fernandes, J. B.; Vieira, P. C.; das G. F. Da Silva, M. F. Canthin-6-one alkaloids from *Picrolemma granatensis*. *Phytochemistry* **1992**, *31*, 2499–2501.

(10) Muehle, H.; Nozulak, J.; Kuesters, E.; Beutler, U.; Penn, G.; Zaugg, W. Sample for the evolution of the synthesis of a development product. Preparation of the indolonaphthyridine derivative SDZ SER-082 in enantiomeric purity as a selective 5-HT<sub>2C</sub>/2B receptor antagonist. *Chimia* **1996**, *50*, 209–213.

(11) Nozulak, J.; Kalkman, H. O.; Floersheim, P.; Hoyer, D.; Schoeffler, P.; Buerki, H. R. (+)-*cis*-4,5,7a,8,9,10,11,11a-Octahydro-7H-10-methylindolo[1,7-*bc*] [2,6]-naphthyridine: A 5-HT<sub>2C</sub>/2B receptor antagonist with low 5-HT<sub>2A</sub> receptor affinity. *J. Med. Chem.* **1995**, *38*, 28–33.

(12) Yanagisawa, H.; Shimoji, Y.; Hashimoto, T. Preparation of indolonaphthyridine derivatives as cardiovascular agents. *Jpn. Kokai Tokkyo Koho JP 05310738 A*, 1993, 19931122.

(13) Oomoto, T.; Tanaka, J. Indolonaphthyridinedione derivative for treatment of brain disorder, *Jpn. Kokai Tokkyo Koho JP 05262648 A*, 1993, 19931012.

(14) (a) Mastalarz, H.; Jaszold-Howorko, R.; Rulko, F.; Croisy, A.; Carrez, D. Synthesis and cytostatic properties of some 6H-indolo[2,3-

b][1,8]naphthyridine derivatives. *Arch. Pharm.* **2004**, *337*, 434–439. (b) Rastorgueva, N. A.; Ryabova, S. Yu.; Lisitsa, E. A.; Alekseeva, L. M.; Granik, V. G. Synthesis of derivatives of a new heterocyclic system, indolo[2,3-*f*][1,7]naphthyridine. *Russ. Chem. Bull.* **2003**, *52*, 2149–2156. (c) Zhang, Q.; Shi, C.; Zhang, H.-R.; Wang, K. K. Synthesis of 6*H*-indolo[2,3-*b*][1,6]naphthyridines and related compounds as the 5-aza analogues of ellipticine alkaloids. *J. Org. Chem.* **2000**, *65*, 7977–7983. (d) Gribble, G. W.; Saulnier, M. G.; Obaza-Nutaitis, J. A.; Ketcha, D. M. A versatile and efficient construction of the 6*H*-pyrido[4,3-*b*]carbazole ring system. Syntheses of the antitumor alkaloids ellipticine, 9-methoxyellipticine, and olivacine, and their analogs. *J. Org. Chem.* **1992**, *57*, 5891–5899. (e) Benson, S. C.; Li, J. H.; Snyder, J. K. Indole as a dienophile in inverse electron demand Diels-Alder reactions. 3. Intramolecular reactions with 1,2,4-triazines to access the canthine skeleton. *J. Org. Chem.* **1992**, *57*, 5285–5287. (f) Da Settimo, A.; Primofiore, G.; Ferrarini, P. L.; Mori, C.; Martini, C.; Pennacchi, E.; Lucacchini, A. Synthesis of new 6*H*-indolo[2,3-*b*][1,8]naphthyridines and their specific inhibition of benzodiazepine receptor. *Farmaco, Ed. Sci.* **1986**, *41*, 577–85. (g) Niveliers, F.; Decormeille, A.; Godard, A.; Queguiner, G. 6*H*-indolo[3,2-*b*]naphthyridines. Aza-analogs of ellipticine. *Tetrahedron Lett.* **1980**, *21*, 4485–4486. (h) Da Settimo, A.; Primofiore, G.; Santerini, V.; Biagi, G.; D'Amico, L. One-step synthesis of 6*H*-indolo[2,3-*b*][1,8]naphthyridines. A new heterocyclic ring system. *J. Org. Chem.* **1977**, *42*, 1725–1728.

(15) (a) Vijay, N. C.; Rajesh, A. U.; Vinod, S.; Bindu, A. R.; Sreekanth, J. S.; Lakshmi, B. Strategies for heterocyclic construction via novel multicomponent reactions based on isocyanides and nucleophilic carbenes. *Acc. Chem. Res.* **2003**, *36*, 899–907. (b) Tietze, L. F. Domino reactions in organic synthesis. *Chem. Rev.* **1996**, *96*, 115–136.

(16) (a) Wang, X. S.; Sheng, J.; Lu, L.; Yang, K.; Li, Y. L. Combinatorial synthesis of 3-arylideneaminoquinazolin-4(1*H*)-one derivatives catalyzed by iodine in ionic liquids. *ACS Comb. Sci.* **2011**, *13*, 196–199. (b) Wang, X. S.; Yin, M. Y.; Wang, W.; Tu, S. J. A stereoselective Povarov reaction leading to *exo*-tetrahydroindolo-[3,2-*c*]quinoline derivatives catalyzed by iodine. *Eur. J. Org. Chem.* **2012**, No. 25, 4811–4818. (c) Wang, X. S.; Zhou, J.; Yin, M. Y.; Yang, K.; Tu, S. J. Efficient and highly selective method for the synthesis of benzo(naphtho)quinoline derivatives catalyzed by iodine. *J. Comb. Chem.* **2010**, *12*, 266–269.

(17) Orsini, P.; Maccario, A.; Colombo, N. Regioselective  $\gamma$ -alkylation of *tert*-butyl 2,4-dioxopiperidine-1-carboxylate. *Synthesis* **2007**, No. 20, 3185–3190.

(18) (a) Wang, X. S.; Zhang, M. M.; Zeng, Z. S.; Shi, D. Q.; Tu, S. J.; Wei, X. Y.; Zong, Z. M. A simple and clean procedure for the synthesis of polyhydroaridine and quinoline derivatives: Reaction of Schiff base with 1,3-dicarbonyl compounds in aqueous medium. *Tetrahedron Lett.* **2005**, *46*, 7169–7173. (b) Shi, F.; Zhang, S.; Wu, S.-S.; Gao, Y.; Tu, S. J. A diversity-oriented synthesis of pyrazolo[4,3-*f*]quinoline derivatives with potential bioactivities via microwaveassisted multi-component reactions. *Mol. Diversity* **2011**, *15*, 497–505.